

**SHALIMAR
PAINTS**

Date: - 29th July, 2014

National Stock Exchange of India Ltd., Exchange Plaza, BandraKurla Complex, Bandra (E), Mumbai - 400 051	BSE Ltd., P.J. Towers, Dalal Street, Fort, Mumbai - 400 001	The Calcutta Stock Exchange Ltd., 7, Lyons Range, Kolkata – 700 001
--	---	--

Ref.:- Scrip Code - NSE-SHALPAINTS, BSE-509874 and CSE-10029193

Sub.: Outcome of Board Meeting

Dear Sir(s),

Further to our letter dated 16th July, 2014, and pursuant to Clause 41 of the Listing Agreement, please find enclosed herewith the Unaudited Financial Results for the Quarter ending 30th June, 2014 accompanied by a Limited Review Report from the Statutory Auditors of the Company and a Press Release.


Thanking You,

Yours faithfully,
For **Shalimar Paints Limited**


(**Punit Kumar Chellaramani**)
Company Secretary

Encl: As above.

CIN: L24222WB1902PLC001540




ART & SCIENCE OF PAINTS

SHALIMAR PAINTS LTD.

Regd. Office: P.O. Danesh Shaikh Lane, Howrah - 711 109, West Bengal (India) P: +91 33 26443201-02 F: + 91 33 26443540

Corp. Office: 4th Floor, Plot No. 64, Sector-44, Gurgaon - 122001, Haryana (India) P: +91 124 461 6600 F: +91 124 461 6659

www.shalimarpaints.com



SHALIMAR
PAINTS

SHALIMAR PAINTS LIMITED
CIN: L24222WB1902PLC001540
P.O. DANESH SHAIKH LANE, HOWRAH - 711 109
Unaudited financial results for the Quarter ended June 30, 2014

PART I		Quarter Ended			Year Ended
		Jun 30, 2014 (Unaudited)	Mar 31, 2014 (Unaudited)	Jun 30, 2013 (Unaudited)	Mar 31, 2014 (Audited)
1	Income from operation				
a)	Sales	12,639	14,229	11,545	53,578
	Less: Excise Duty	1,309	1,483	1,250	5,677
	Net Sales/Income from operations	11,330	12,745	10,296	47,901
b)	Other operating income	56	78	119	403
	Total Income from operations (net)	11,386	12,823	10,414	48,305
2	Expenses				
a)	Cost of material consumed	7,426	7,651	7,118	31,591
b)	Purchase of Stock-in-Trade	953	1,382	582	3,624
c)	Change in inventories of finished goods, work-in-progress and stock in trade	(42)	1,393	(462)	(46)
d)	Employee benefits expenses	1,023	1,113	782	3,822
e)	Depreciation & amortisation expenses	97	99	96	368
f)	Other Expenses	1,903	2,340	1,466	7,856
	Total Expenses	11,360	13,979	9,582	47,216
3	Profit from Operations before Other Income, finance costs & Exceptional Items (1-2)	27	(1,157)	832	1,089
4	Other Income	15	298	7	648
5	Profit from ordinary activities before finance costs & Exceptional Items (3+4)	42	(859)	839	1,737
6	Finance costs	489	544	591	2,097
7	Profit from ordinary activities after Finance costs but before exceptional items (5-6)	(447)	(1,403)	248	(360)
8	Exceptional Items	-	-	-	-
9	Profit/(Loss) from Ordinary Activities before tax (7-8)	(447)	(1,403)	248	(360)

CERTIFIED TO BE TRUE COPY

For Shalimar Paints Limited


SHALIMAR PAINTS LTD.

Regd. Office: P.O. Danesh Shaikh Lane, Howrah - 711 109, West Bengal (India) P: +91 33 26443801-02 F: + 91 33 26443540

Corp. Office: 4th Floor, Plot No. 64, Sector-44, Gurgaon - 122001, Haryana (India) P: +91 124 461 6600 F: +91 124 461 6659

Company Secretary

www.shalimarpaints.com



ART & SCIENCE OF PAINTS

10	Tax Expenses	(134)	(374)	66	(81)
11	Profit/(Loss) from Ordinary Activities after tax (9-10)	(313)	(1,029)	182	(280)
12	Extraordinary Items				
13	Net Profit/(Loss) for the period (11+12)	(313)	(1,029)	182	(280)
14	Paid up equity share capital				
	Face value of ₹ 2 each	379	379	379	379
15	Reserves excluding revaluation reserve as at balance sheet date				6,672
16	Earning per Share				
	Basic	(1.65)	(5.43)	0.96	(1.47)
	diluted	(1.63)	(5.43)	0.94	(1.47)
Part II					
A.	Particulars of Shareholding				
1	Public Shareholding				
	Number of shares (Face Value ₹ 2 each)	71,24,960	71,24,960	71,24,960	71,24,960
	Percentage of Shareholding	37.64%	37.64%	37.64%	37.64%
2	Promoters and promoter group shareholding				
	a) Pledged/Encumbered				
	Number of shares	Nil	Nil	Nil	Nil
	Percentage of shares (as a % of the total shareholding of promoter and promoter group)	Nil	Nil	Nil	Nil
	Percentage of shares (as a % of the total share capital of the company)	Nil	Nil	Nil	Nil
	b) Non-encumbered				
	Number of shares (Face Value ₹ 2 each)	11803140	11803140	11803140	11803140
	Percentage of shares (as a % of the total shareholding of promoter and promoter group)	100%	100%	100%	100%
	Percentage of shares (as a % of total share capital of the Company)	62.36%	62.36%	62.36%	62.36%

	Particulars	Quarter Ended
		30.06.2014
B.	INVESTOR COMPLAINTS	
	Pending at the beginning of the quarter	Nil
	Received during the quarter	Nil
	Disposed of during the quarter	Nil

CERTIFIED TO BE TRUE COPY
For Shaliman Paints Limited


Company Secretary



	Remaining unresolved at the end of the quarter	Nil
--	--	-----

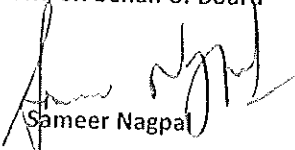
Notes :

- 1 The above results were reviewed by the Audit Committee and approved by the Board of Directors at their Meeting held on 29th day of July 2014
- 2 The Company operates mainly in one business segment i.e. Paints.
- 3 The figure for last quarter are the balancing figures between the audited figure in respect of the full financial year and the year to date figures upto the third quarter of the financial year.
- 4 The remuneration committee of the Board of directors of the Company, during the financial year 2013-2014 granted ESOP to employee, in pursuance of ESOP scheme, 2013 of the Company. The effect of such grants is being reflected in the Basic and Diluted EPS.
- 5 Previous year's figures have been rearranged/ regrouped wherever necessary.
- 6 Subsequent to the fire incidence at Howrah Plant of the Company on 12th March, 2014, a temporary suspension of work at the said plant has been declared on 16th July, 2014.

Place : New Delhi

Date : July 29, 2014

For and on behalf of Board


Sameer Nagpal
(MD & CEO)

**CERTIFIED TO BE TRUE COPY
For Shalimar Paints Limited**


Company Secretary